


# MANUAL PROCESS

VERSUS

# AUTOMATION

HOW MUCH TIME CAN YOU SAVE?

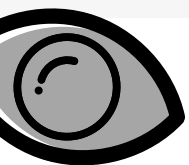
## MANUAL DATA ENTRY



40%

6%

MANUALLY KEYING IN THE REQUIRED INFORMATION TAKES UP TO 40% OF THE OVERALL INVOICING PROCESS. AUTOMATION MAKES THE PROCESS ALMOST TOUCH-FREE AND REDUCES INPUT TIME TO 6%.



## PO MATCHING

THE MATCHING OF GRN'S AND PO'S TO SUPPLIER INVOICES TAKES 15% OF THE OVERALL PROCESS. WITH AUTOMATION, THIS CAN BE REDUCED TO JUST 5%.

15%

5%




## MANAGING DUPLICATES

10%

10%

10% OF THE INVOICING PROCESS IS SPENT ON IDENTIFYING AND REMOVING DUPLICATES FROM THE WORK QUEUE. AUTOMATION **ELIMINATES** ALL DUPLICATES FROM THE SYSTEM.



## CHASING APPROVALS

CHASING APPROVALS IS A TIME-CONSUMING PROCESS FOR AP PROFESSIONALS, TAKING UP TO 15% OF THE OVERALL INVOICING PROCESS. WITH AUTOMATION THIS FIGURE CAN GO AS LOW AS 5%.

15%

5%



## FINDING DOCUMENTS

5%

1%

SEARCHING THROUGH FOLDERS AND FILES FOR A PARTICULAR INVOICE CAN TAKE UP TO 5% OF THE OVERALL PROCESS. AUTOMATION HELPS AP TEAMS INSTANTLY FINDING WHAT THEY'RE LOOKING FOR, REDUCING THIS FIGURE TO JUST 1%.



## RESOLVING DISPUTES

AP TEAMS SPEND 15% OF THEIR TIME RESOLVING DISPUTES WITH OTHER PARTIES. AUTOMATED SOLUTIONS REDUCE THIS FIGURE TO JUST 5%.

15%

5%

**78%** OF YOUR AP STAFF TIME IS MADE AVAILABLE AS A MANUAL PROCESS IS NO LONGER REQUIRED.

\* Average time spent by AP teams in the overall AP process on each of the above tasks.